
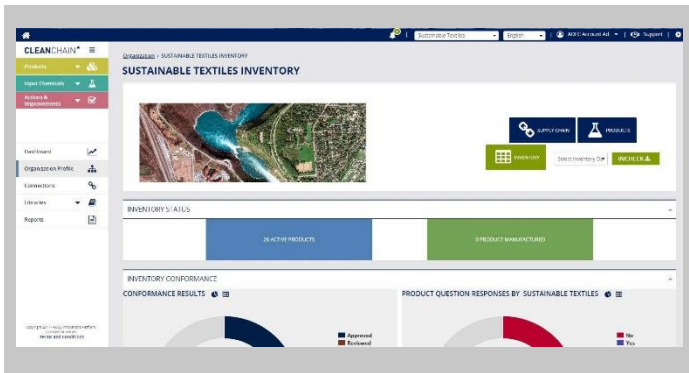





## DOWNLOAD ZDHC INCHECK REPORT

CleanChain allows you to access your ZDHC InCheck report without logging into ZHDC Gateway.

 This **Quick Reference** will show you how to download your InCheck report in CleanChain.



### DOWNLOAD ZDHC INCHECK REPORT

1. Navigate to the main menu on the far left of your screen.  
Click **Organization Profile** 
2. Click **Inventory** 
3. Select an **Inventory Date**.  
Please note that InCheck reports are based on your monthly inventory uploads.
4. Click **InCheck**  to download your ZDHC InCheck Report.

**Reminder:** If you currently have Vendor Access in CleanChain, you will not be able to access an InCheck Report.